

SN3N - SN3R

PRV : 1200 - 2000 Volts
Io : 3.0 Amperes

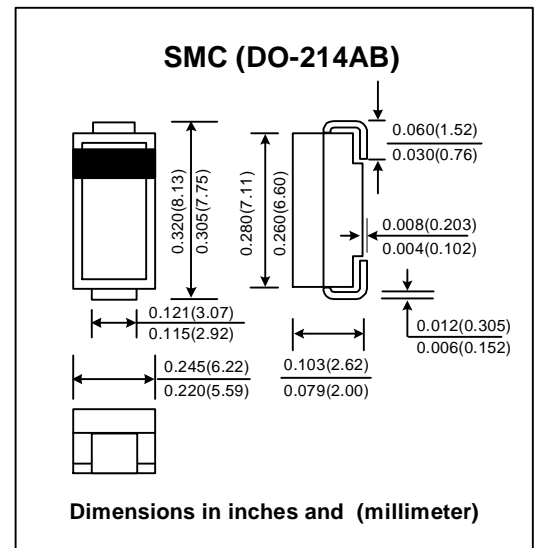
FEATURES :

- * High current capability
- * High surge current capability
- * High reliability
- * Low reverse current
- * Low forward voltage drop
- * **Pb / RoHS Free**

MECHANICAL DATA :

- * Case : SMC Molded plastic
- * Epoxy : UL94V-O rate flame retardant
- * Lead : Lead Formed for Surface Mount
- * Polarity : Color band denotes cathode end
- * Mounting position : Any
- * Weight : 0.21 gram

SURFACE MOUNT HIGH VOLTAGE RECTIFIERS



MAXIMUM RATINGS AND ELECTRICAL CHARACTERISTICS

Rating at 25 °C ambient temperature unless otherwise specified.
 Single phase, half wave, 60 Hz, resistive or inductive load.
 For capacitive load, derate current by 20%.

RATING	SYMBOL	SN3N	SN3O	SN3P	SN3Q	SN3R	UNIT
Maximum Repetitive Peak Reverse Voltage	V _{RRM}	1200	1400	1600	1800	2000	V
Maximum RMS Voltage	V _{RMS}	840	980	1120	1260	1400	V
Maximum DC Blocking Voltage	V _{DC}	1200	1400	1600	1800	2000	V
Maximum Average Forward Current Ta = 50°C	I _{F(AV)}	3.0					A
Maximum Peak One - cycle Surge Forward Current	I _{FSM}	100					A
Maximum Peak Forward Voltage at I _F = 3.0 A	V _F	2.2					V
Maximum DC Reverse Current at Rated DC Blocking Voltage	I _R	10					µA
Junction Temperature Range	T _J	- 40 to + 150					°C
Storage Temperature Range	T _{STG}	- 40 to + 150					°C

Note :

(1) Reverse Recovery Test Conditions : I_F = 0.5 A, I_R = 1.0 A, I_{rr} = 0.25 A.

RATING AND CHARACTERISTIC CURVES (SN3N - SN3R)

FIG.1 - DERATING CURVE FOR OUTPUT RECTIFIED CURRENT

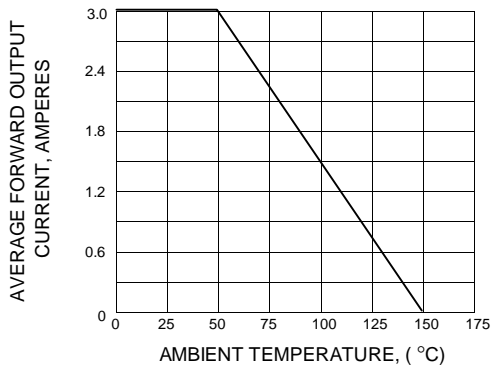


FIG.2 - MAXIMUM NON-REPETITIVE PEAK FORWARD SURGE CURRENT

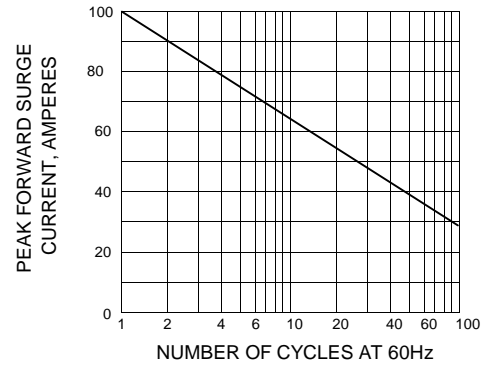


FIG.3 - TYPICAL FORWARD CHARACTERISTICS

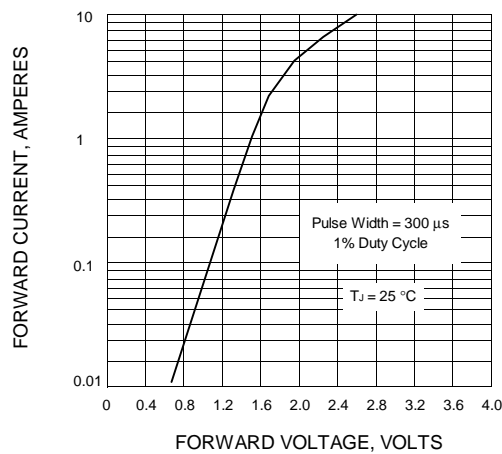


FIG.4 - TYPICAL REVERSE CHARACTERISTICS

